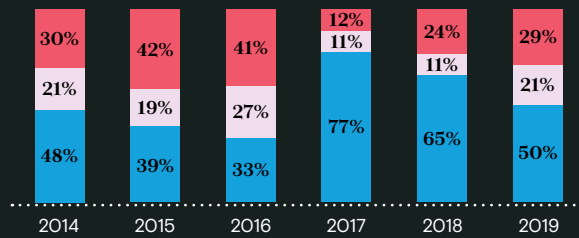


These charts show the percentage of programs in a given country reporting year-on-year changes in international application volumes.

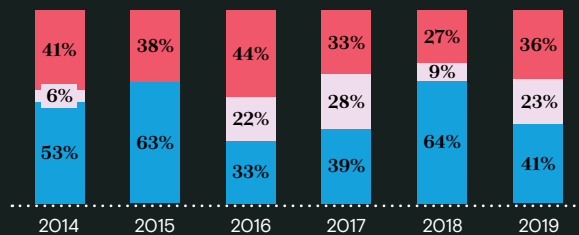
Canada

- Decline
- Stable
- Growth



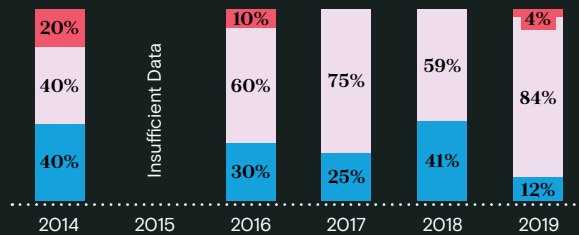
China

- Decline
- Stable
- Growth



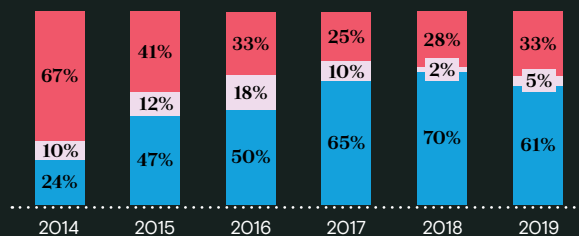
India

- Decline
- Stable
- Growth



United Kingdom

- Decline
- Stable
- Growth



United States

- Decline
- Stable
- Growth

