

**Graduate  
Management  
Admission  
Council™**

# **Middle East & Africa: Demand for Graduate Business Degrees**

**Regional Report**

**Prospective Students Survey  
2023 Data Report**

**May 2023**



*Demand for Graduate Business Degrees: Prospective Students Survey* is a product of the Graduate Management Admission Council (GMAC), a global, mission-driven association of 226 leading graduate business schools. Founded in 1953, we are actively committed to advancing the art and science of admissions by convening and representing the industry and offering best-in-class products and services for schools and students. GMAC is dedicated to creating access to and disseminating information about graduate management education that business schools and candidates need to learn, connect, and evaluate each other. School and industry leaders rely on the Council as the premier provider of reliable data about the graduate management education industry.

# Contents

---

<a href="#"><u>Introduction</u></a>	4
<a href="#"><u>Candidate Profiles by Citizenship</u></a>	7
<a href="#"><u>Candidate Profiles by Residence</u></a>	14
<a href="#"><u>Preferred Study Destination</u></a>	21
<a href="#"><u>Methodology</u></a>	23
<a href="#"><u>Contributors &amp; Contact Information</u></a>	25

## Introduction

# Over 2,700 individuals responded to the Prospective Students Survey in 2022

---

The Prospective Students Survey is one of the Graduate Management Admission Council's (GMAC) keystone research programs. The global graduate management education (GME) community has relied on data from this survey to gain insights about candidates' decision-making processes when considering and applying to graduate business schools since 2009.

The findings detailed in this report are based on responses from a total of 2,710 individuals surveyed between January and December 2022.

Prospective students who responded represent those interested in various MBA and business master's program categories, including full-time MBA, professional MBA, executive MBA, master's in management and international management, and other specialized business master's programs.

Responses used for analysis included candidates who are at different stages of the GME journey, including those who actively applying to business schools or currently doing research about graduate business degrees.

Additional information on the survey methodology and analytical procedures supporting this report can be found on [page 23](#).

### Explore the Data for Yourself

An Interactive Data Research Tool accompanies the Prospective Students Survey and available for all readers with a valid gmac.com account. The tool empowers users to customize data searches by multiple survey response variables, such as preferred study destination, preferred program type, citizenship, residence, gender, age, and more. Access the tool with your gmac.com login at:

[gmac.com/prospectivestudents](https://gmac.com/prospectivestudents)

### Business School Participation in GMAC Research

Graduate business schools around the world are invited to take advantage of opportunities to gather data and generate insights about the business school pipeline.

Schools can sign up to participate in the GMAC Application Trends Survey and Corporate Recruiters Survey on our survey sign-up page:

[gmac.com/surveysignup](https://gmac.com/surveysignup)

## Introduction

# More information available

This year, the rich information gleaned from the Prospective Students Survey is being released in a nine-part series for easier consumption and improved user experience.

### 2 Overview Reports

### 5 Regional Reports

### 2 Program Reports



Visit [gmac.com](https://www.gmac.com)  
to access all nine reports.

## Introduction

# Countries highlighted in Regional reports

---

Each regional report showcases results from the Prospective Students Survey by candidates' country of citizenship, residence, and preferred destination of study.

### Asia & Pacific Islands

- Australia
- Greater China
- India

### Europe

- France
- Germany
- Italy

### Latin America

- Brazil
- Mexico

### Middle East & Africa

- Ghana
- Kenya
- Nigeria

### North America

- Canada
- United States

# Candidate Profiles by Citizenship

This section features data by candidate country of citizenship, including:

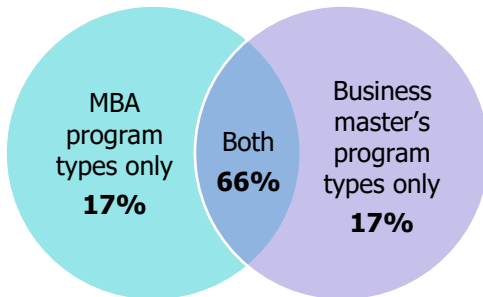
- Program considerations
- Top 10 program types considered
- Top program types preferred
- Application plans by relative location
- Application plans by program world region
- Preferred study destination by program country
- Post-GME career goals
- Post-GME industries of interest
- Post-GME job functions of interest



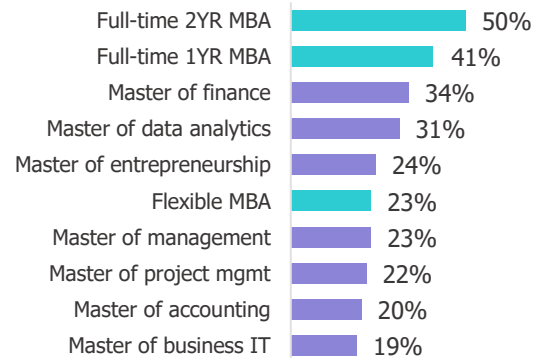
# Candidate Profiles by Citizenship

## Ghana

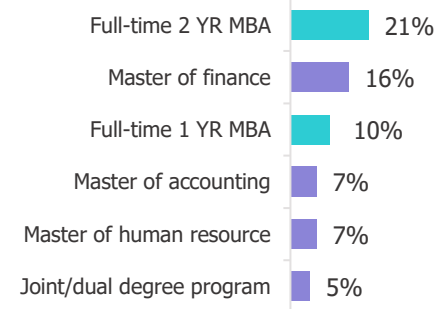
### Program Considerations



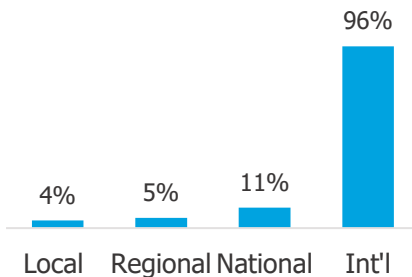
### Top 10 Program Types Considered <sup>1</sup>



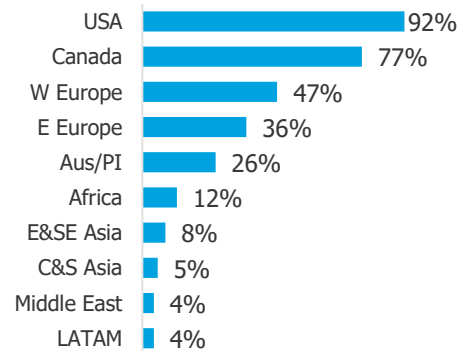
### Top Program Types Preferred <sup>2</sup>



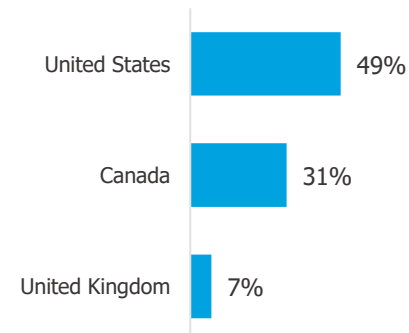
### Application Plans by Relative Location <sup>1</sup>



### Application Plans by Program World Region <sup>1</sup>



### Preferred Study Destination <sup>2</sup>



**Notes:**

1. Total percentages do not sum to 100 percent because of multiple selections.
2. Graphs display only categories where greater than or equal to five percent of candidates indicated their preference.



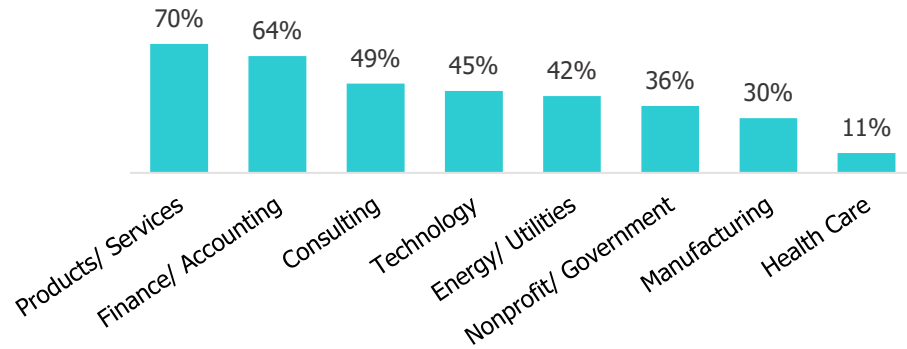
# Candidate Profiles by Citizenship

## Ghana

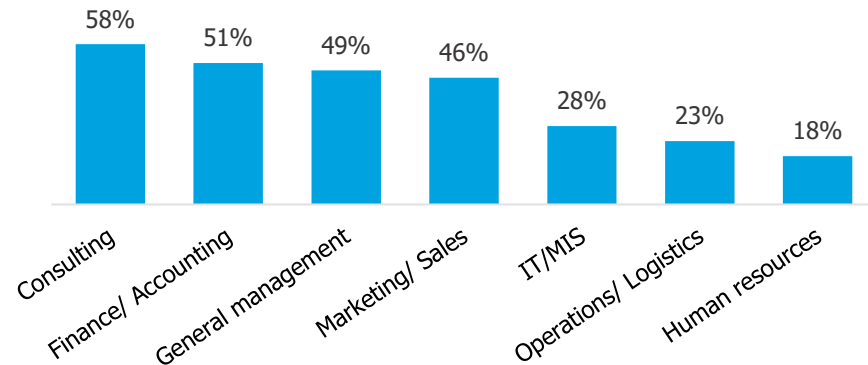
### Post-GME Career Goals



### Post-GME Industries of Interest



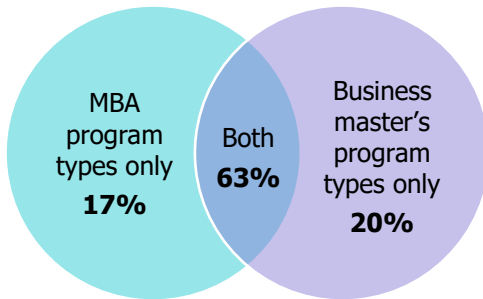
### Post-GME Job Functions of Interest



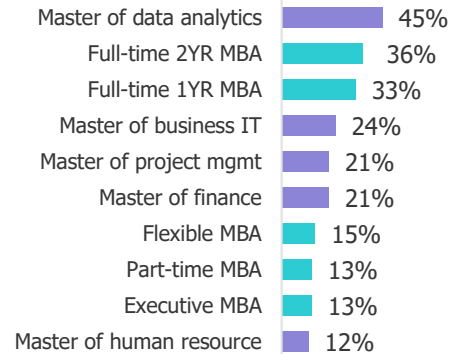
# Candidate Profiles by Citizenship

## Kenya

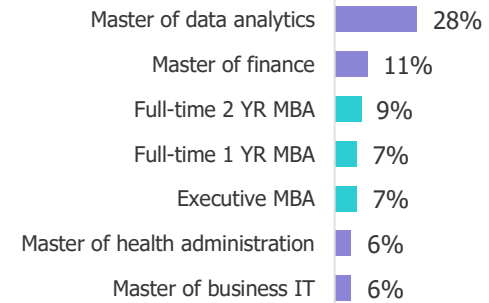
### Program Considerations



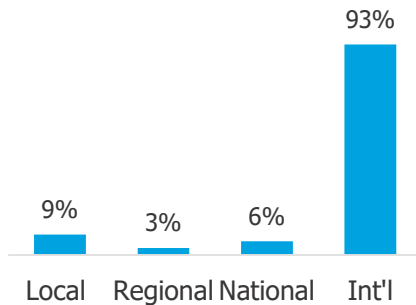
### Top 10 Program Types Considered <sup>1</sup>



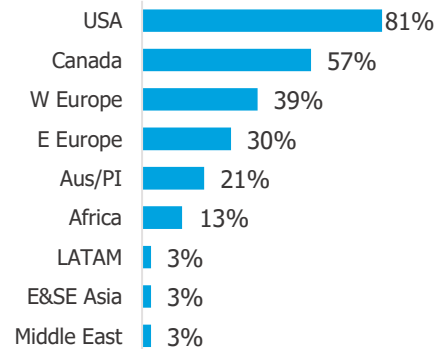
### Top Program Types Preferred <sup>2</sup>



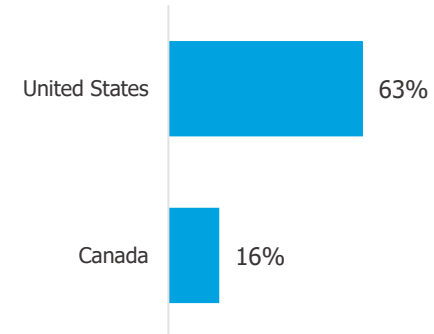
### Application Plans by Relative Location <sup>1</sup>



### Application Plans by Program World Region <sup>1</sup>



### Preferred Study Destination <sup>2</sup>



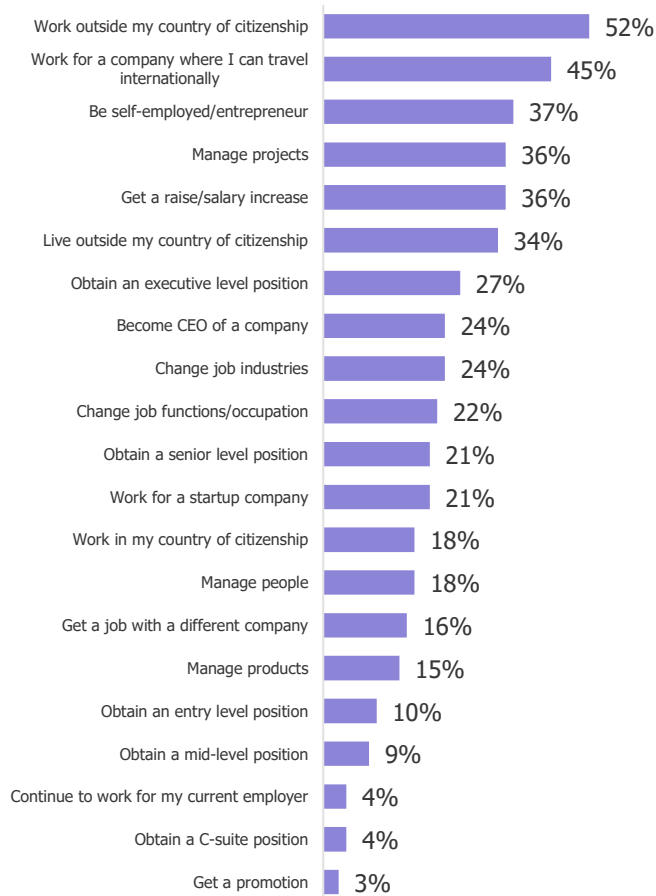
**Notes:**

1. Total percentages do not sum to 100 percent because of multiple selections.
2. Graphs display only categories where greater than or equal to five percent of candidates indicated their preference.

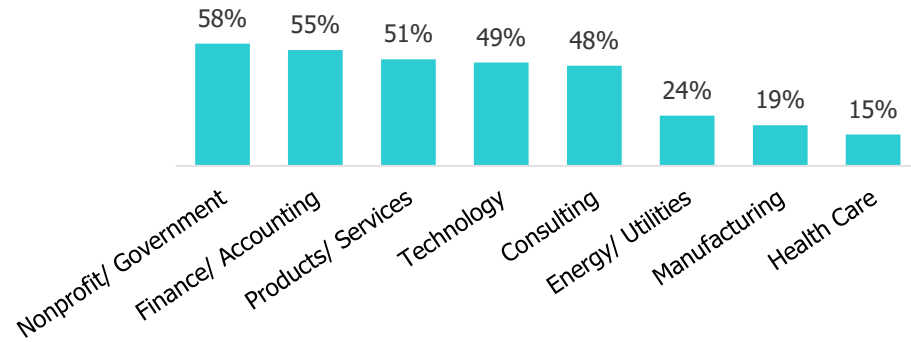
# Candidate Profiles by Citizenship

## Kenya

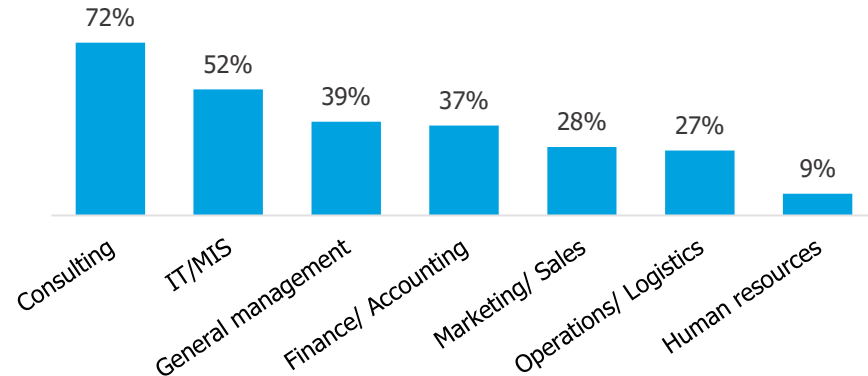
### Post-GME Career Goals



### Post-GME Industries of Interest



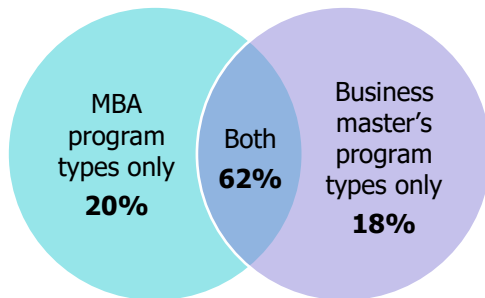
### Post-GME Job Functions of Interest



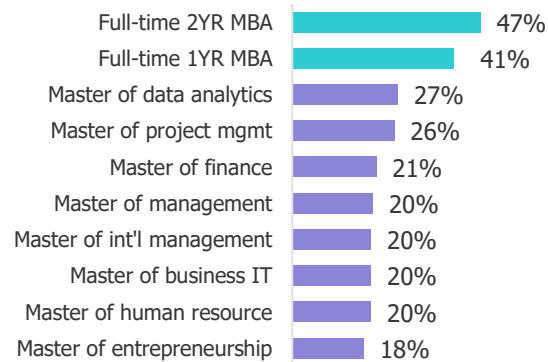
# Candidate Profiles by Citizenship

## Nigeria

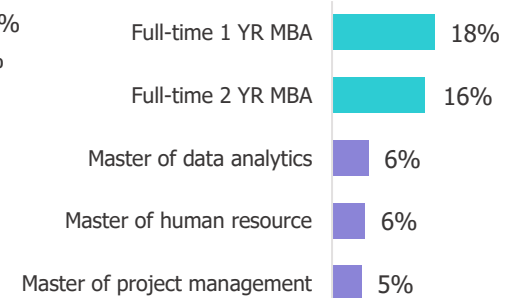
### Program Considerations



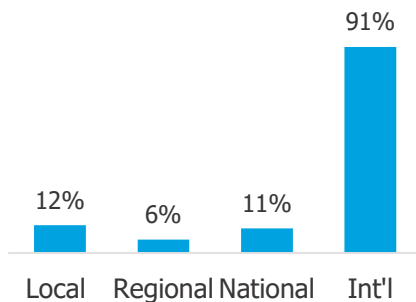
### Top 10 Program Types Considered <sup>1</sup>



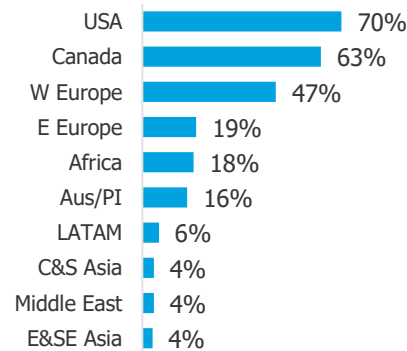
### Top Program Types Preferred <sup>2</sup>



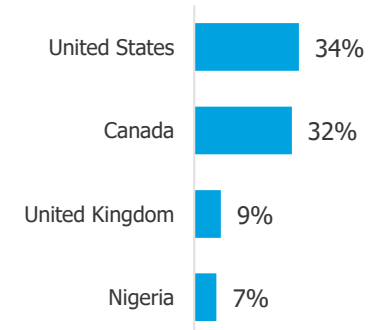
### Application Plans by Relative Location <sup>1</sup>



### Application Plans by Program World Region <sup>1</sup>



### Preferred Study Destination <sup>2</sup>



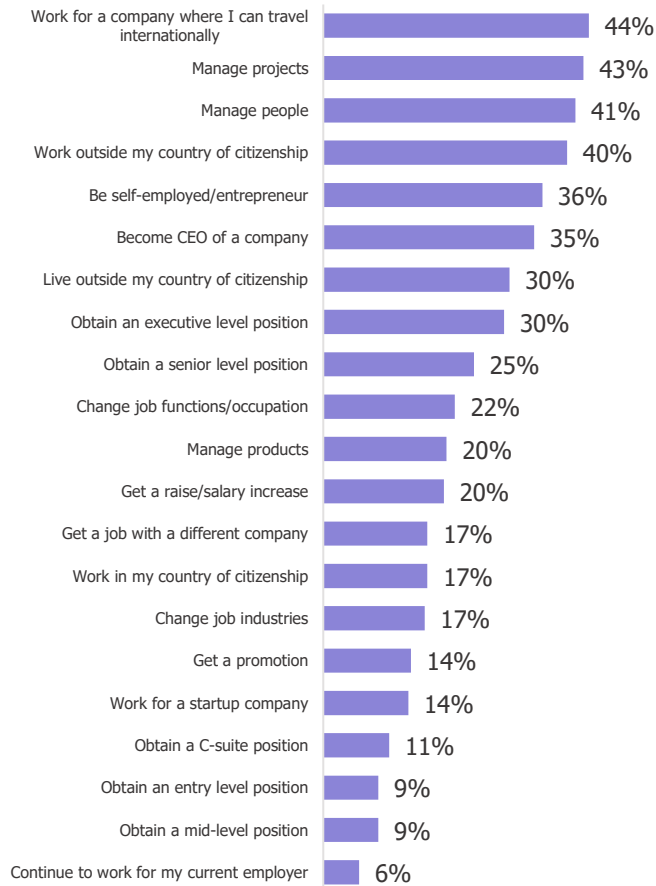
**Notes:**

1. Total percentages do not sum to 100 percent because of multiple selections.
2. Graphs display only categories where greater than or equal to five percent of candidates indicated their preference.

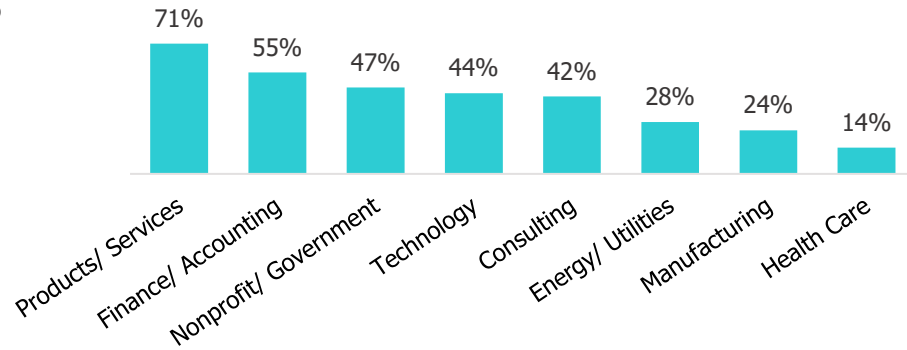
# Candidate Profiles by Citizenship

## Nigeria

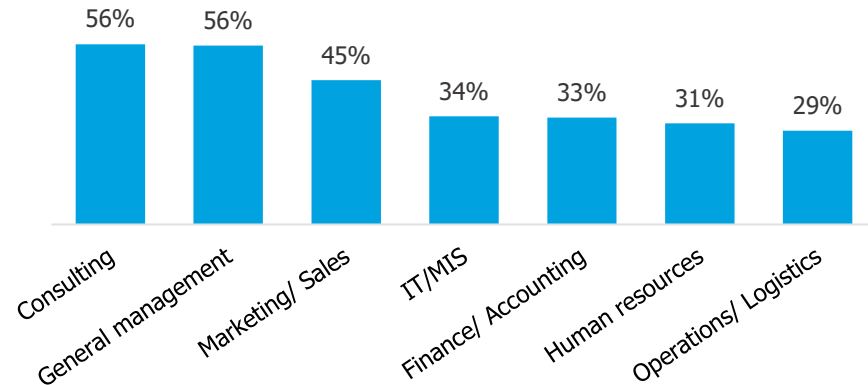
### Post-GME Career Goals



### Post-GME Industries of Interest



### Post-GME Job Functions of Interest



# Candidate Profiles by Residence

This section features data by candidate country of residence, including:

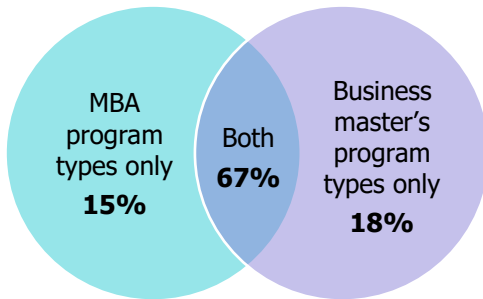
- Program considerations
- Top 10 program types considered
- Top program types preferred
- Application plans by relative location
- Application plans by program world region
- Preferred study destination by program country
- Post-GME career goals
- Post-GME industries of interest
- Post-GME job functions of interest



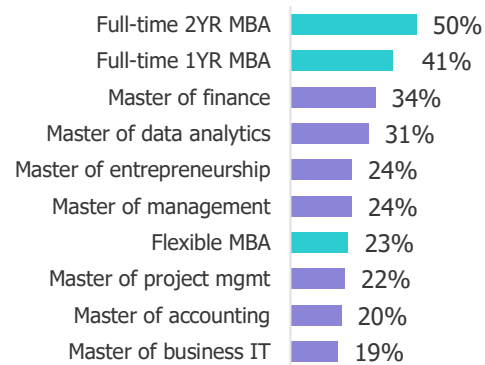
# Candidate Profiles by Residence

## Ghana


### Program Considerations



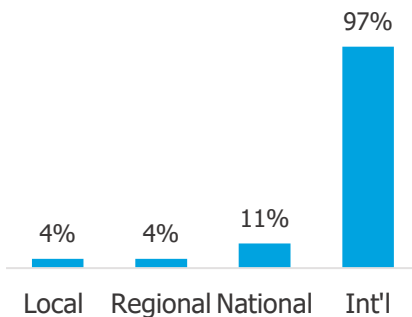
### Top 10 Program Types Considered <sup>1</sup>



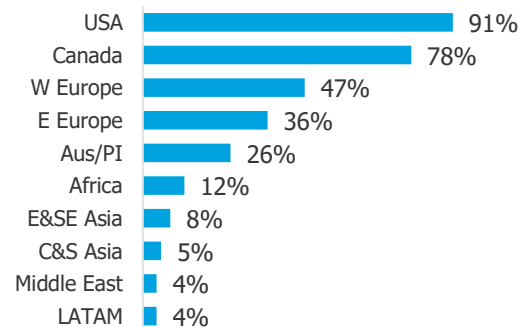
### Top Program Types Preferred <sup>2</sup>



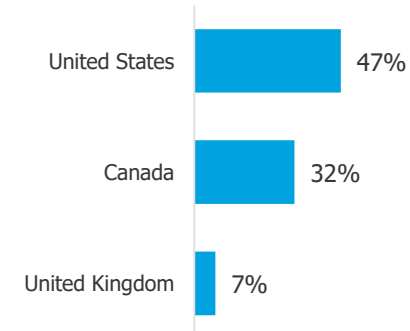
### Application Plans by Relative Location <sup>1</sup>



### Application Plans by Program World Region <sup>1</sup>



### Preferred Study Destination <sup>2</sup>



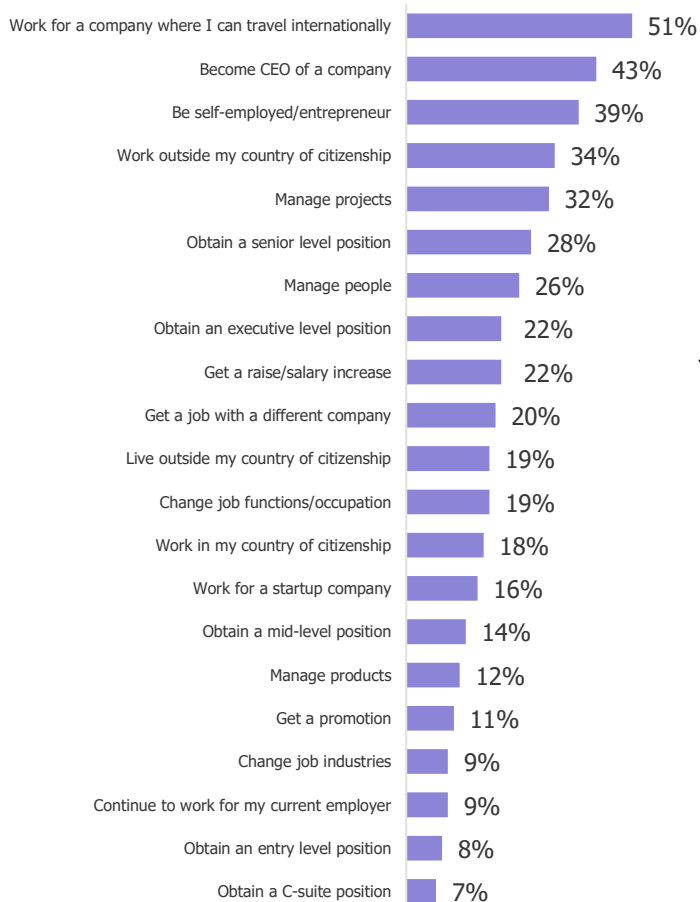
**Notes:**

1. Total percentages do not sum to 100 percent because of multiple selections.
2. Graphs display only categories where greater than or equal to five percent of candidates indicated their preference.

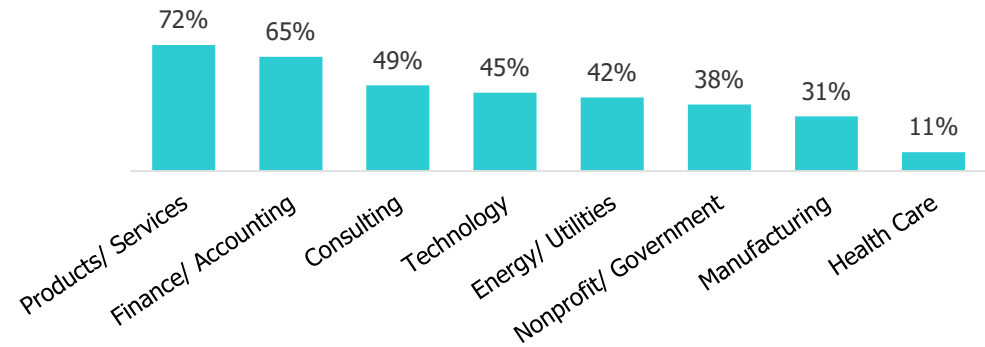
# Candidate Profiles by Residence

## Ghana

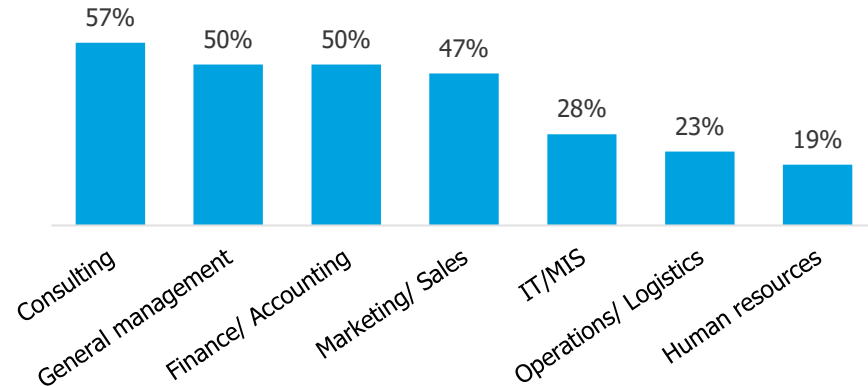
### Post-GME Career Goals



### Post-GME Industries of Interest



### Post-GME Job Functions of Interest

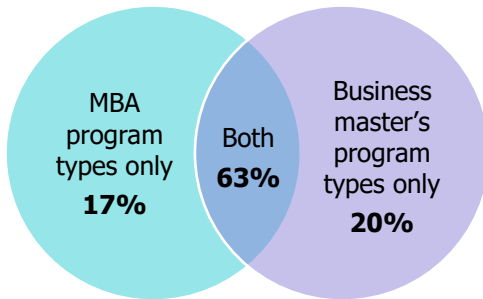




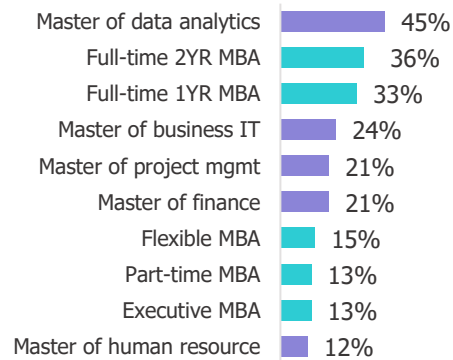
# Candidate Profiles by Residence

## Kenya

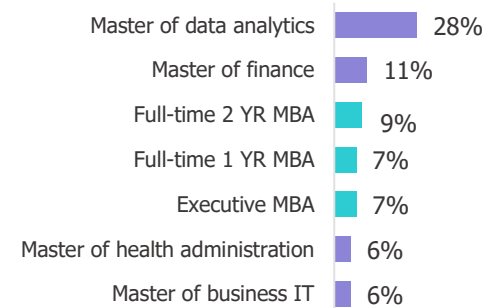
**Program Considerations**



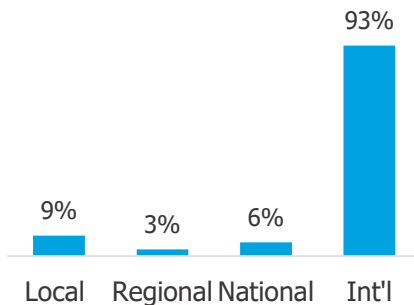
**Top 10 Program Types Considered <sup>1</sup>**



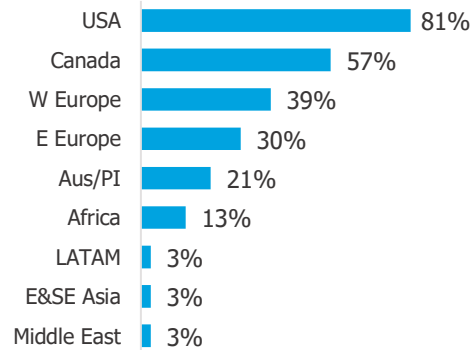
**Top Program Types Preferred <sup>2</sup>**



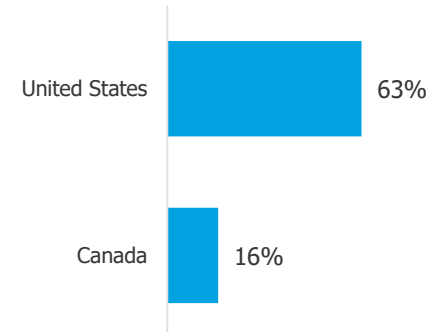
**Application Plans by Relative Location <sup>1</sup>**



**Application Plans by Program World Region <sup>1</sup>**



**Preferred Study Destination <sup>2</sup>**



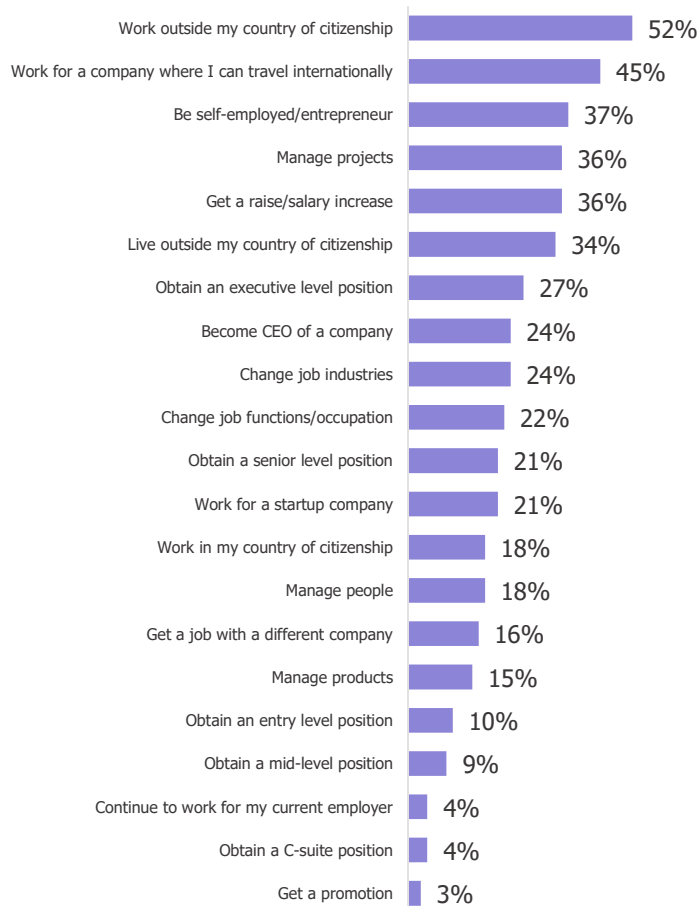
**Notes:**

1. Total percentages do not sum to 100 percent because of multiple selections.
2. Graphs display only categories where greater than or equal to five percent of candidates indicated their preference.

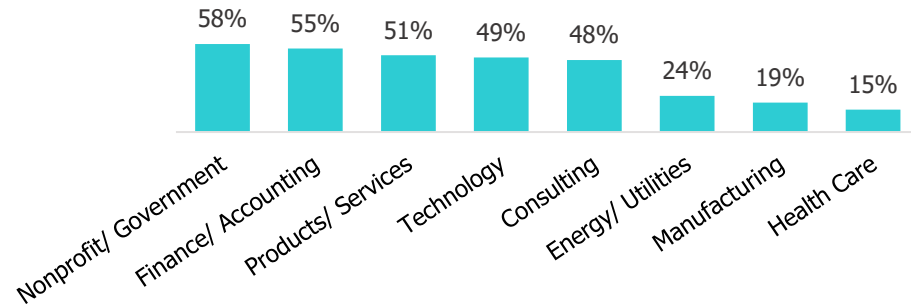
# Candidate Profiles by Residence

## Kenya

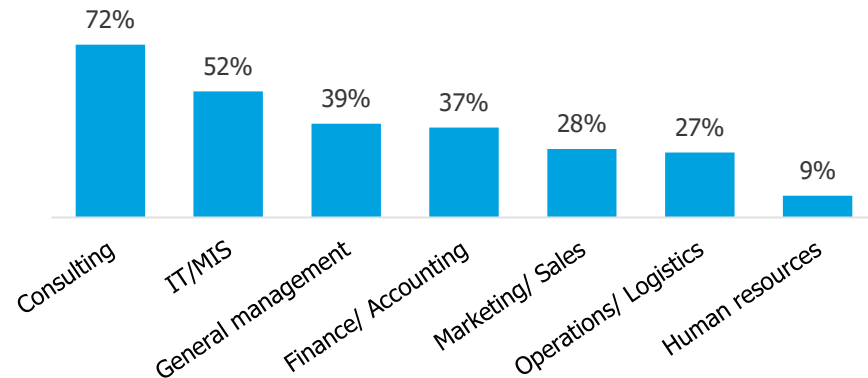
### Post-GME Career Goals



### Post-GME Industries of Interest



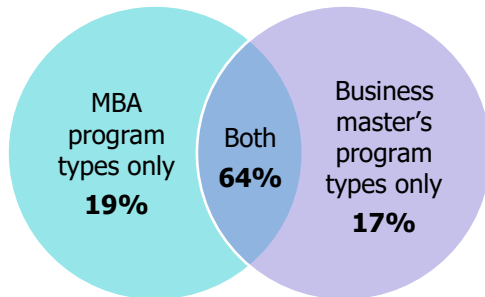
### Post-GME Job Functions of Interest



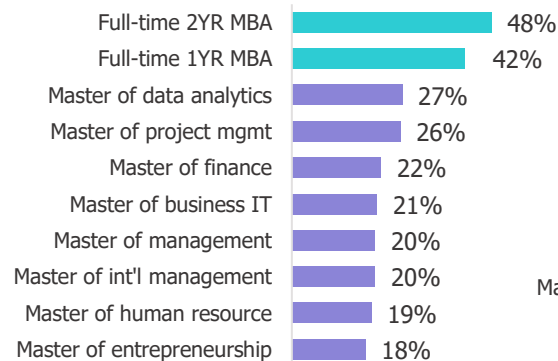
# Candidate Profiles by Residence

## Nigeria

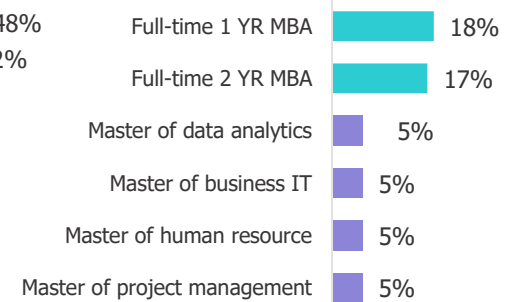
### Program Considerations



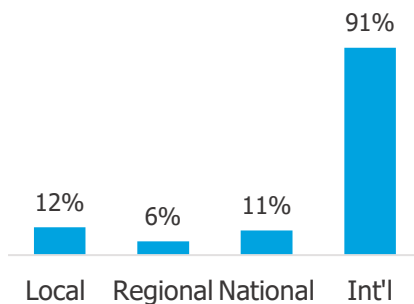
### Top 10 Program Types Considered <sup>1</sup>



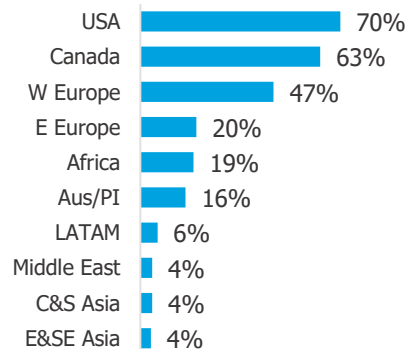
### Top Program Types Preferred <sup>2</sup>



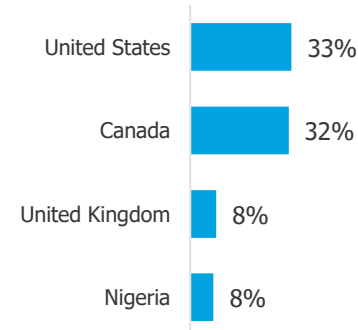
### Application Plans by Relative Location <sup>1</sup>



### Application Plans by Program World Region <sup>1</sup>



### Preferred Study Destination <sup>2</sup>



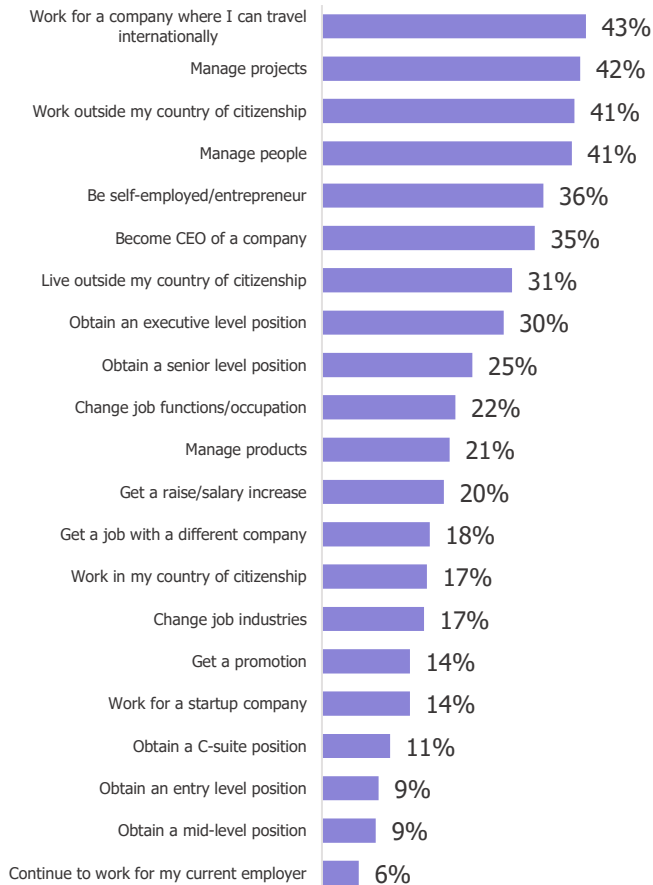
**Notes:**

1. Total percentages do not sum to 100 percent because of multiple selections.
2. Graphs display only categories where greater than or equal to five percent of candidates indicated their preference.

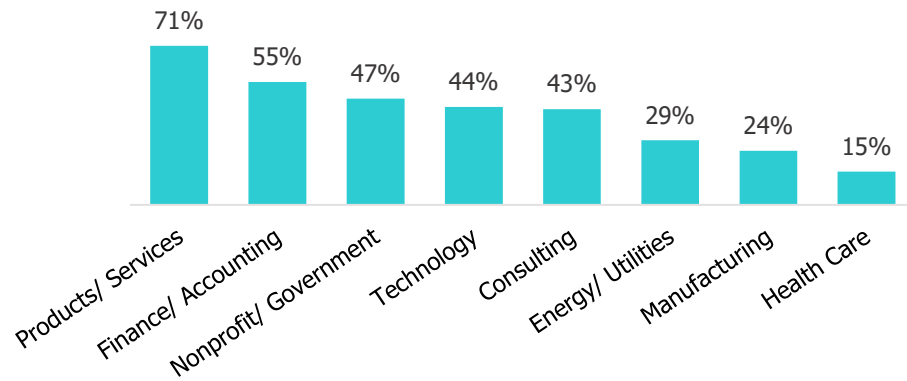
# Candidate Profiles by Residence

## Nigeria

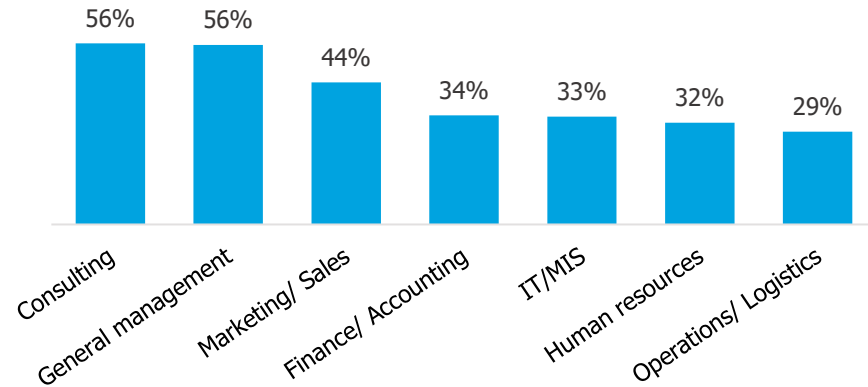
### Post-GME Career Goals



### Post-GME Industries of Interest



### Post-GME Job Functions of Interest



# Preferred Study Destination

This section features data by candidate preferred study destination country, including:

- Top 10 program types considered
- Top program types preferred
- Citizenship of candidates preferring this study destination
- Preferred program delivery by candidates preferring this study destination

Due to small response rates of prospective students selecting countries in this region as their preferred study destination, country- and region-level analyses are not supported.

# Respondent Demographic Profile

Citizenship Region <sup>1</sup>	Overall	Gender			Age				
		Male	Female	Non-binary	22 and younger	23 to 24	25 to 30	31 to 39	40 and older
<b>Global</b>	<b>2,710</b>	<b>1,598</b>	<b>1,089</b>	<b>23</b>	<b>761</b>	<b>372</b>	<b>839</b>	<b>440</b>	<b>161</b>
Africa	543	322	218	<5	67	66	208	127	45
Australia & Pacific Islands	21	13	8	<5	<5	<5	9	<5	<5
Canada	91	46	45	<5	18	13	27	18	11
Central & South Asia	648	432	212	<5	221	112	185	81	18
East & Southeast Asia	337	154	179	<5	105	48	101	48	12
Eastern Europe	55	25	27	<5	28	12	6	7	<5
Latin America	160	102	56	<5	20	11	82	33	8
Middle East	55	27	28	<5	12	5	19	8	<5
United States	467	258	205	<5	124	61	137	77	46
Western Europe	333	219	111	<5	163	41	65	37	15

Note:

1. Cells with less than 5 respondents were suppressed.

# Methodology

---

## Population & Sampling Methods

In 2022, the Graduate Management Admission Council™ (GMAC™) surveyed all individuals who registered on mba.com—the GMAC website for prospective graduate business students — about their demand for GME. Prospective students who attended events hosted by GMAC Tours (formerly The MBA Tour), visited the BusinessBecause website, or registered for the NMAT by GMAC exam in India were also invited to participate in the survey to expand the representation of survey respondents across all regions of the world. In total, over 2,700 prospective students from 131 countries or regions in all 10 populated world regions completed the survey.

## Analysis

Descriptive analyses were conducted on survey responses to examine prospective students' program of study preferences, program delivery preference, application plans, and career goals. Analyses were conducted on all respondents and by respondents' region of citizenship, region of residence and preferred study destination.

# Country-World Region Assignment

---

All geographic regions mentioned in this report use the following country-region classifications:

**Africa:** Algeria, Angola, Benin, Botswana, Burkina Faso, Burundi, Cameroon, Cape Verde, Central African Republic, Chad, Comoros, Congo, Djibouti, Egypt, Equatorial Guinea, Eritrea, Ethiopia, French Southern Territories, Gabon, Gambia, Ghana, Guinea, Guinea-Bissau, Ivory Coast (Cote D'Ivoire), Kenya, Lesotho, Liberia, Libyan Arab, Jamahiriya, Madagascar, Malawi, Mali, Mauritania, Mauritius, Mayotte, Morocco, Mozambique, Namibia, Niger, Nigeria, Republic of Congo, Reunion, Rwanda, Sao Tome and Principe, Senegal, Seychelles, Sierra Leone, Somalia, South Africa, South Sudan, Sudan, Svalbard and Jan Mayen, Swaziland, Tanzania, Togo, Tunisia, Uganda, Western Sahara, Zambia, Zimbabwe

**Australia and Pacific Islands:** American Samoa, Australia, Christmas Island, Cocos (Keeling) Islands, Cook Islands, Fiji, French Polynesia, Guam, Heard Island and McDonald Islands, Kiribati, Marshall Islands, Micronesia, Nauru, New Caledonia, New Zealand, Niue, Norfolk Island, Northern Mariana Islands, Palau, Papua New Guinea, Pitcairn, Samoa, Solomon Islands, Tokelau, Tonga, Tuvalu, Vanuatu, Wallis and Futuna Islands

## Canada

**Central & South Asia:** Afghanistan, Bangladesh, Bhutan, British Indian Ocean Territory, India, Kazakhstan, Kyrgyzstan, Nepal, Pakistan, Tajikistan, Turkmenistan, Uzbekistan

**East & Southeast Asia:** Brunei Darussalam, Cambodia, China, East Timor, Hong Kong SAR, Indonesia, Japan, North Korea, South Korea, Laos, Macao SAR, Malaysia, Maldives, Mongolia, Myanmar, Philippines, Singapore, Sri Lanka, Taiwan, China, Thailand, Vietnam

**Eastern Europe:** Albania, Armenia, Azerbaijan, Bosnia and Herzegovina, Bulgaria, Croatia, Czech Republic, Estonia, Georgia, Hungary, Latvia, Lithuania, Macedonia, Moldova, Montenegro, Poland, Republic of Kosovo, Romania, Serbia, Serbia and Montenegro, Slovakia, Slovenia

**Latin America:** Anguilla, Antigua and Barbuda, Argentina, Aruba, Bahamas, Barbados, Belize, Bermuda, Bolivia, Bonaire, Saint Eustatius and Saba, Brazil, Cayman Islands, Chile, Colombia, Costa Rica, Cuba, Curacao, Dominica, Dominican Republic, Ecuador, El Salvador, Falkland Islands, French Guiana, Grenada, Guadeloupe, Guatemala, Guyana, Haiti, Honduras, Jamaica, Martinique, Mexico, Montserrat, Netherlands Antilles, Nicaragua, Panama, Paraguay, Peru, Puerto Rico, Saint Barthelemy, Saint Kitts and Nevis, Saint Lucia, Sint Maarten, South Georgia-Sandwich Islands, St. Helena, St. Martin, St. Vincent and Grenadines, Suriname, Trinidad and Tobago, Turks and Caicos Islands, Uruguay, US Minor Outlying Islands, Venezuela, British Virgin Islands, US Virgin Islands

**Middle East:** Bahrain, Iran, Iraq, Israel, Jordan, Kuwait, Lebanon, Oman, Palestinian, Territory, Qatar, Saudi Arabia, Syrian Arab Republic, Turkey, United Arab Emirates, Yemen

## United States

**Western Europe:** Aland Islands, Andorra, Austria, Belgium, Bouvet Island, Cyprus, Denmark, Faroe Islands, Finland, France, Germany, Gibraltar, Greece, Greenland, Guernsey, Iceland, Ireland, Isle of Man, Italy, Jersey, Liechtenstein, Luxembourg, Malta, Monaco, Netherlands, Norway, Portugal, San Marino, Spain, Sweden, Switzerland, United Kingdom, Vatican City State



# Contributors & Contact Information

---

## Contributors

The following individuals made significant contributions to the publication of this report:

**Quan Yuan**, Associate Manager of Survey Research, data analysis, manuscript drafting, sample development, survey management; **Alexandria Williams**, Manager of Survey Research, survey management, manuscript design; **Kun Yuan**, Director of Research & Data Science, manuscript review.

## Contact Information

For questions or comments regarding the data or analysis presented in this report, please contact the GMAC Research & Data Science Department at [research@gmac.com](mailto:research@gmac.com).

©2023 Graduate Management Admission Council (GMAC). All rights reserved.

No part of this publication may be reproduced, stored in a retrieval system, distributed or transmitted in any form by any means, electronic, mechanical, photocopying, recording or otherwise, without the prior written permission of GMAC. For permission contact the GMAC Legal Department at [legal@gmac.com](mailto:legal@gmac.com).

GMAC™, GMAT™, Graduate Management Admission Council™, Graduate Management Admission Test™ and NMAT by GMAC™ are trademarks of GMAC in the United States and other countries.

Graduate  
Management  
Admission  
Council™