

“As the expectations of candidates and institutions have evolved, ongoing refinement of the GMAT exam has kept pace. The redesign of the GMAT exam couldn’t have come at a better time. With 70 years of leadership in the assessment space, the GMAT Focus Edition will continue to be a critical aspect of the pathway to elite graduate management education. I view the redesign of the GMAT exam as a highly positive development.”

– Joël McConnell, Executive Director, Imperial

Robust Global Market Research Effort

"Efficient Experience"



School Conversations

"Greater Flexibility"



Candidate Inputs

"Better Insights"



Global School Advisory Group

"This next generation of the exam is a positive move and I thank GMAC for the inclusive process that welcomed a wide range of perspectives in its development."
-Arnold Longboy, Executive Director, LBS



GMAT Focus Candidate Feedback

Survey Period: November 7, 2023 – January 11, 2024

Respondent criteria: Survey link sent to candidates after they've received their Official Score Report



Business Relevance

Nearly 75% of candidates found the exam content relevant to what is important in business today



Reduced Stress

Over 70% agree that the updates made for GMAT Focus provides a less stressful testing experience




Shorter Length

The exam's shortened length was the most valued new feature, followed second by the lack of an essay.



Score Scale

Over two-thirds of candidates agree or strongly agree that they understand the score scale

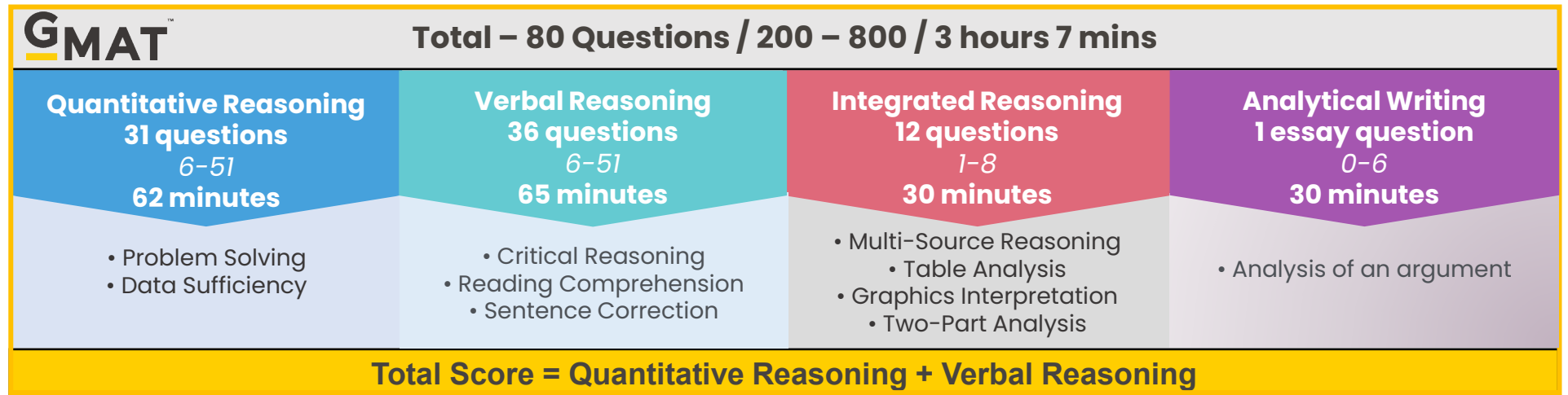


“The redesign makes the exam more focused, more accessible and less daunting. But more focused doesn’t mean easier or less valuable. It just means smarter. It’s still a rigorous exam and valid for the schools that are going to be using it. It is a test for the future.”

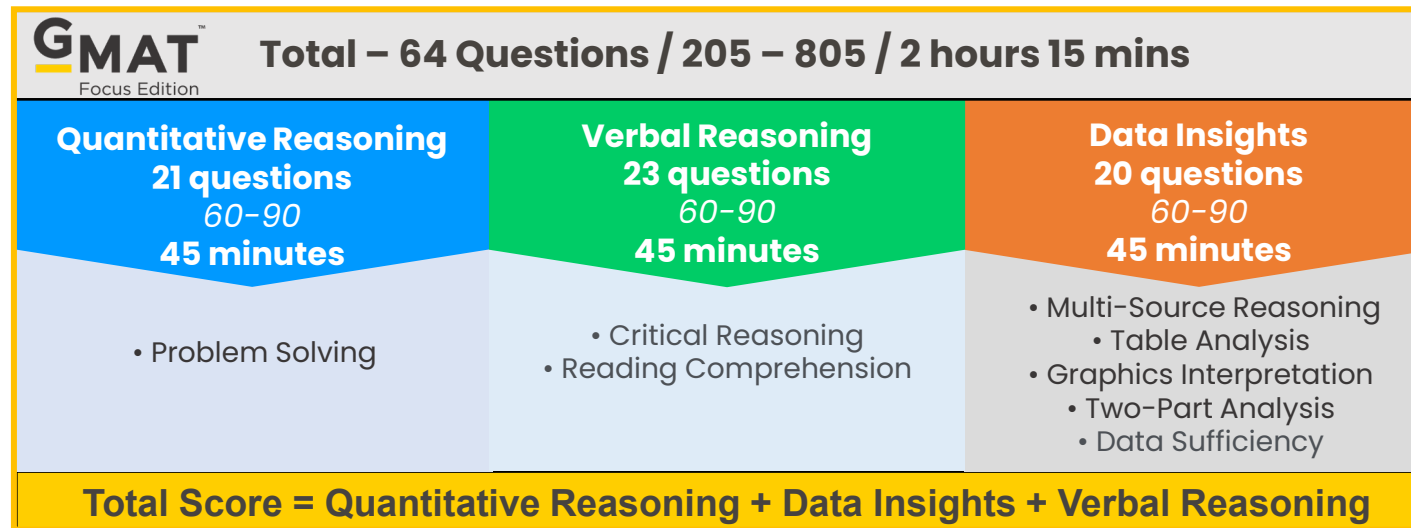
–Rodrigo Malta, Managing Director, UT Austin

Exam Overview

GMAT Exam:
Available until
January 31, 2024



Updated GMAT Exam (GMAT Focus Edition):
Testing began on Nov. 7



"It's a positive thing that it is shorter. Two hours versus three hours is a positive move. And the new section could give us some more insights into how the students perform on different parameters."

–Dr Bindu Kulkarni, Associate Professor, SPJIMR

Improved Candidate Experience

Question Review & Edit



- **Unlimited Review**
- **Change up to 3 responses**

Select Section Order



- **3 Sections / 1 Break**
- **Unlimited Ordering Options**

Improved Score Report




- **Detailed performance insights**
- **Benchmarks, Analytics, Recommendations**

Easier Score Sending

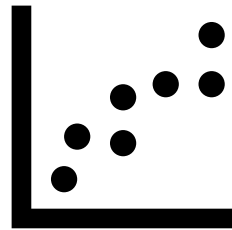

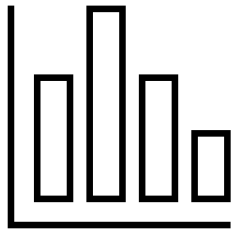


- **Select Programs after Receiving Scores**
- **1 Exam Score per Official Score Report**



NEW! Improved Performance Reports for Candidates

GMAT Focus Edition Official Score Reports provided to candidates will include detailed performance insights at **NO additional cost**.



Section Reports and Charts:

- Performance by Section
- Performance by Content Domain
- Performance by Question Type
- Performance by Fundamental Skills
- Time Management & Performance
- Summary of Question Review & Changes



GMAT Focus Official Prep



The GMAT™ Official Guide 2023–2024

The ultimate prep collection with all the tools you need to succeed. Includes an exclusive online question bank.

GMAT Focus Official Practice Questions

Instant access to hundreds of additional questions to drill down your studying. Includes checkpoints along the way to help you track your progress.

GMAT Focus Official Practice Exams

Full-length GMAT practice exams that match the real exam format and scoring algorithm.

Free Prep and Resources for Candidates:

- Free 6-Week Study Guide
- Free Practice Exams 1 & 2
- Free Official Starter Kit

Learn more:



All accessible
online at mba.com

Focus on High Quality Standards

✓ Predictive Validity

- **Predictive validity** is the extent to which an assessment accurately predicts future outcomes.
- The correlation between the GMAT Focus Total and GGPA is between 0.46 – 0.58 depending on program type, which is comparable to the current GMAT Total

✓ Construct Validity


- **Construct validity** indicates whether an assessment accurately measures what it's supposed to measure
- Factor analyses indicates that the Test Construct demonstrates strong and stable unidimensionality for each section

✓ Content Validity

- **Content validity** checks if an assessment covers all the important things it's supposed to measure and avoids including irrelevant or unnecessary things
- Focus offers tightly controlled content coverage across sections ensuring test content and score comparability equivalence across test takers

✓ Score Reliability

- **Score reliability** refers to the consistency and stability of scores obtained from an assessment across different attempts or test takers
- Focus demonstrates highly consistent score accuracy throughout the scale with Total Score Reliability greater than 0.90




GMAT Focus: Fair and Unbiased

Newly developed groundbreaking psychometric methodology called **Residual-based Differential Item Functioning*** helps ensure the fairness of GMAT Focus scores across protected groups

Every potential test question is subjected to a rigorous seven-step development and review process before it can be used in operational exams

Only items that successfully pass all content and statistical review processes will be considered for inclusion in the operational GMAT exam


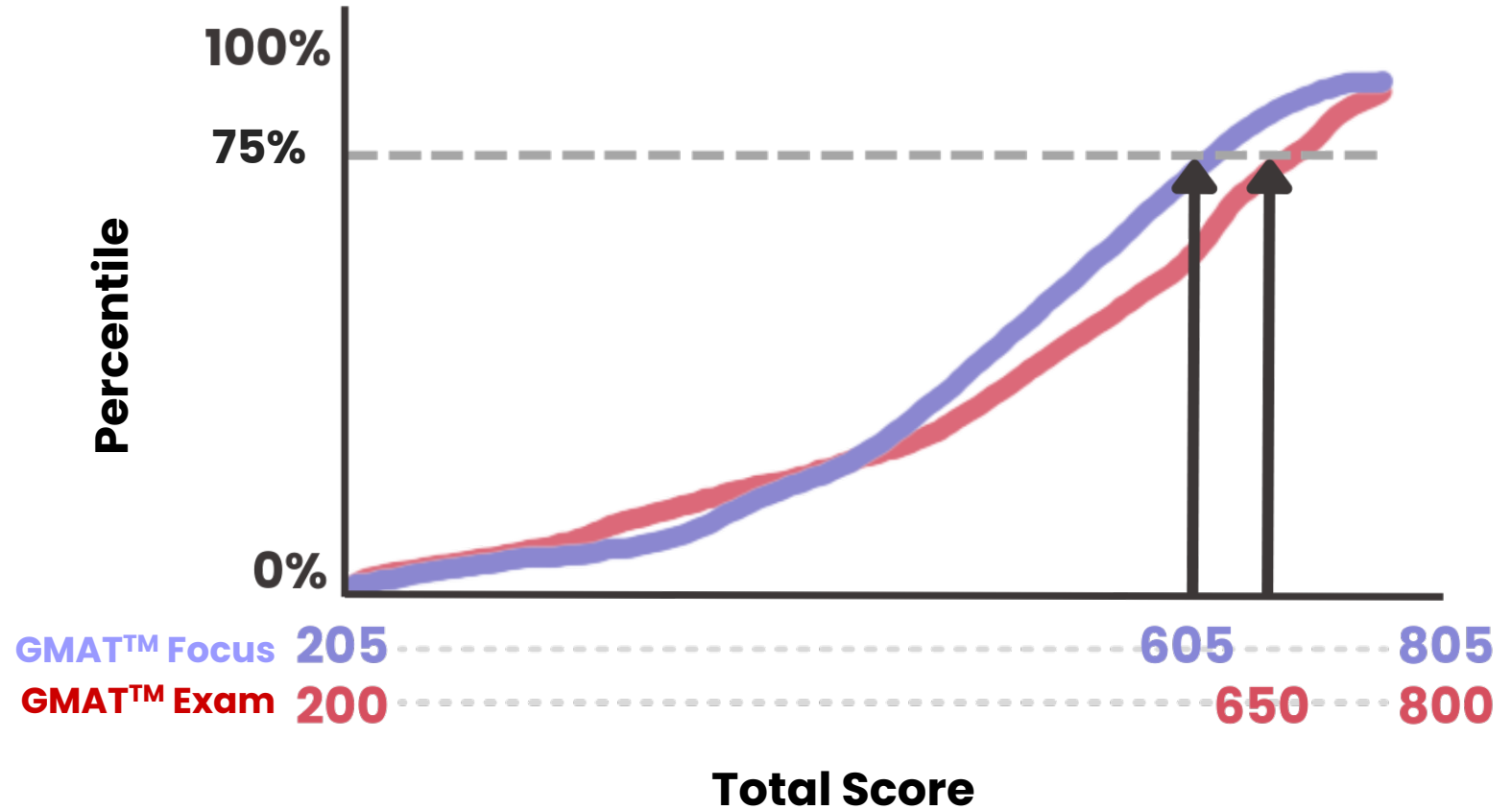
On average, a cycle of GMAT item development takes about 12 months



Interpreting GMAT Focus Scores

In this illustrative example, a candidate who scored 605 on GMAT Focus demonstrated his/her competitiveness to be at the 75th percentile which is comparable to someone who scored 650 on the GMAT Exam

GMAT Focus versus GMAT Exam Score Linking



Concordance Tables for Total and Section Scores

Full concordance tables are available to schools (and candidates) to use to gauge the relative “competitiveness” of across exam versions

Schools can access the concordance tables on gmac.com:



Graduate Management Admission Council

GMAT Score Concordance Table

Total Score Sorted by Percentile Ranking

Use this table to compare GMAT™ Exam Total Scores and GMAT™ Focus Edition Total Scores and to understand corresponding percentile values.

Key: GMAT Exam GMAT Focus Percentile Ranking*

800	805	100.0%	680	625	82.7%	510	495	27.3%	330	375	4.2%
790	805	100.0%	680	615	80.1%	500	495	25.1%	320	375	3.7%
790	795	100.0%	670	615	80.1%	500	485	24.3%	320	365	3.7%
790	785	100.0%	660	615	78.3%	490	485	23.0%	310	365	3.3%
780	785	100.0%	650	615	74.5%	490	475	22.4%	310	355	3.3%
780	775	100.0%	650	605	74.5%	480	475	21.1%	300	355	2.7%
780	765	99.9%	650	595	71.5%	470	475	19.2%	300	345	2.5%
780	755	99.9%	640	595	70.7%	470	465	18.8%	290	345	2.4%
770	755	99.9%	640	585	65.3%	460	465	17.6%	280	345	2.2%
770	745	99.8%	630	585	64.8%	460	455	17.1%	280	335	2.2%
770	735	99.7%	620	585	62.8%	450	455	15.3%	270	335	2.1%
760	735	99.5%	620	575	62.1%	450	445	14.1%	260	335	1.8%
760	725	99.4%	610	575	58.9%	440	445	13.9%	250	335	1.7%
760	715	99.2%	610	565	55.8%	440	435	12.8%	250	325	1.6%
750	715	98.7%	600	565	55.1%	430	435	12.7%	250	315	1.4%
750	705	98.6%	600	555	52.7%	420	435	11.5%	240	315	1.3%
740	695	98.1%	590	555	51.4%	410	435	10.4%	240	305	1.0%
740	695	97.9%	580	555	47.8%	410	425	10.4%	230	305	1.0%
740	685	96.9%	580	545	46.7%	400	425	9.4%	230	295	0.9%
730	685	96.7%	570	545	44.3%	400	415	9.4%	220	295	0.8%
730	675	96.1%	570	535	43.8%	390	415	8.5%	220	285	0.6%
720	675	95.2%	560	535	41.1%	380	415	7.7%	210	285	0.6%
720	665	94.0%	560	525	38.2%	380	405	7.5%	210	275	0.5%
710	665	93.2%	550	525	37.9%	370	405	6.9%	210	265	0.4%
710	655	92.6%	550	515	35.6%	370	395	6.7%	210	255	0.4%
700	655	89.6%	540	515	35.0%	360	395	6.2%	200	255	0.3%
700	645	89.3%	530	515	32.3%	350	395	5.6%	200	245	0.3%
690	645	86.7%	530	505	30.8%	350	385	5.3%	200	235	0.2%
690	635	85.1%	530	495	28.5%	350	375	4.7%	200	225	0.2%
680	635	83.5%	520	495	28.5%	340	375	4.7%	200	215	0.1%
									200	205	0.1%

Sample Size: 866,640. Data Period: 2017–2022.

Graduate Management Admission Council

GMAT Score Concordance Table

Verbal Reasoning Score Sorted by Percentile Ranking

Use this table to compare GMAT™ Exam Verbal Reasoning Scores and GMAT™ Focus Edition Verbal Reasoning Scores and to understand corresponding percentile values.

Key: GMAT Exam GMAT Focus Percentile Ranking*

51	90	100.0%	30	80	59.1%	10	70	3.1%
50	90	100.0%	29	80	56.6%	10	69	2.9%
49	90	100.0%	28	80	54.0%	9	69	2.3%
48	90	99.9%	28	79	51.1%	9	68	2.2%
47	90	99.9%	27	79	48.9%	9	67	1.7%
46	90	99.9%	26	79	43.9%	8	67	1.6%
46	89	99.5%	26	78	41.6%	8	66	1.4%
45	89	99.3%	25	78	41.5%	8	65	1.1%
45	88	99.2%	24	78	37.0%	7	65	1.1%
44	88	98.9%	23	78	34.6%	7	64	0.9%
44	87	98.7%	23	77	32.9%	6	64	0.9%
42	87	97.7%	22	77	30.4%	6	63	0.8%
42	86	97.6%	21	77	28.4%	6	62	0.7%
41	86	95.7%	21	76	24.7%	6	61	0.6%
41	85	95.5%	20	76	24.5%	6	60	0.5%

Use this table to compare GMAT™ Exam Quantitative Reasoning Scores and GMAT™ Focus Edition Quantitative Reasoning Scores and to understand corresponding percentile values.

Key: GMAT Exam GMAT Focus Percentile Ranking*

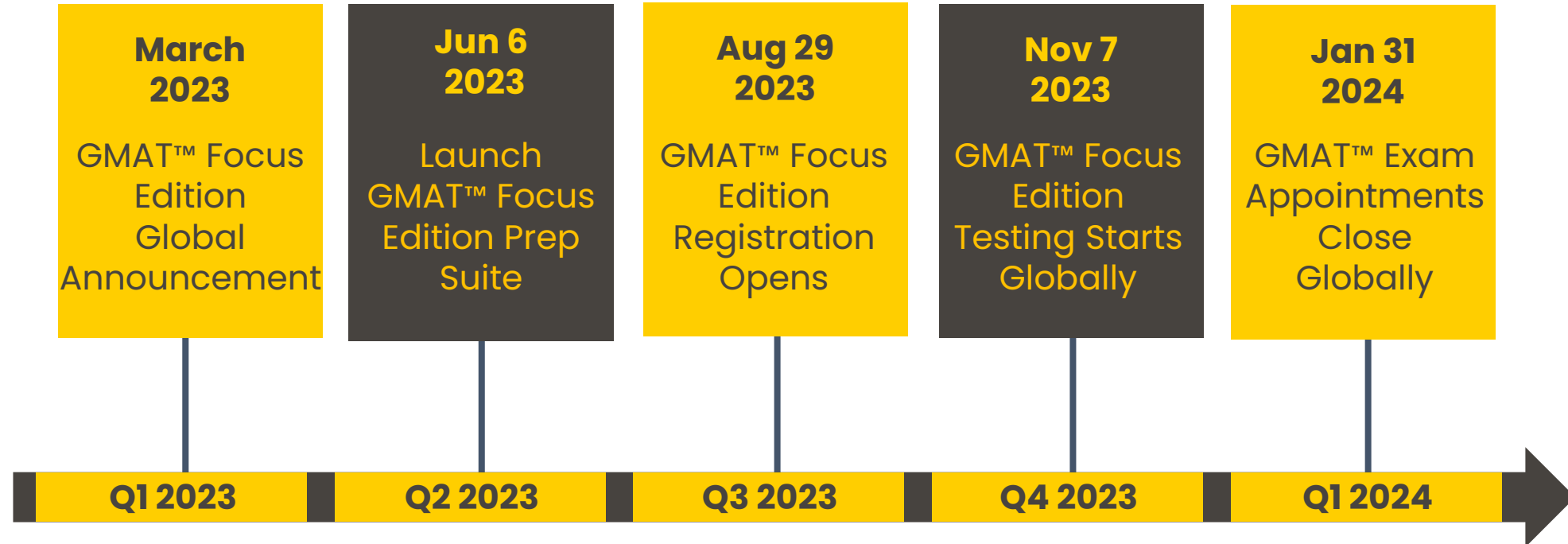
51	90	100.0%	37	74	28.1%	16	65	3.2%
51	89	97.2%	36	74	26.6%	14	65	2.8%
50	89	96.7%	36	73	24.9%	14	64	2.5%
50	88	95.0%	35	73	23.7%	13	64	2.5%
50	87	93.9%	34	73	21.2%	12	64	2.0%
50	86	91.6%	34	72	21.0%	12	63	1.5%
50	85	88.6%	33	72	19.9%	11	63	1.7%
49	85	85.6%	32	72	18.7%	10	63	1.5%
49	84	85.4%	32	71	17.4%	10	62	1.4%
49	83	81.1%	31	71	16.7%	9	62	1.2%
49	82	78.4%	30	71	14.7%	9	61	1.1%
48	82	72.9%	30	70	14.4%	8	61	1.0%
48	81	71.4%	29	70	13.9%	7	61	0.9%
48	80	65.6%	28	70	12.2%	7	60	0.8%
47	80	65.0%	28	69	11.6%	6	60	0.7%
47	79	59.3%	27	69	11.4%	6	60	0.7%
46	79	57.6%	26	69	9.9%			
45	79	54.2%	25	69	9.2%			
45	78	52.4%	25	68	9.0%			
44	78	51.0%	24	68	8.0%			
44	77	45.6%	23	68	7.4%			
43	77	45.1%	23	67	6.9%			
42	77	42.5%	22	67	6.8%			
42	76	39.8%	21	67	5.8%			
41	76	37.6%	20	67	5.7%			
40	76	35.5%	20	66	5.0%			
40	75	34.6%	19	66	4.8%			
39	75	33.5%	18	66	4.3%			
38	75	29.7%	17	66	3.9%			
38	74	28.9%	17	65	3.5%			

Sample Size: 866,640. Data Period: 2017–2022.

*Percentile values shown are rounded to the nearest tenth.
 **Score concordance tables may show a range in shaded scores due to the nature of percentile computation involving differences in score bin sizes and observed frequencies.
 Please note that the percentile values presented in this table will be updated annually in the third quarter of the year.
 ©2024, Graduate Management Admission Council (GMAC™). All rights are reserved. January 2024



Availability Timeframes



GMAT Focus Edition Boilerplate

Admissions Test Requirements

To ensure candidates are able to demonstrate their academic preparedness for the program, the admissions process [requires / strongly encourages / allows] candidates to submit official [GMAT](#) (including, [GMAT Focus Edition](#)), [list other exams, i.e. [Executive Assessment](#), etc. as appropriate] score results. [Test waivers are available for qualified applicants.]

What is the GMAT Focus Edition?

GMAT Focus Edition is the newest version of the GMAT Exam and still the #1 most widely used assessment by global business schools. It is redesigned to be more efficient, more flexible, and provide greater insights to best help you achieve your career ambitions.

The exam assesses the higher-order critical reasoning and data literacy skills that are most relevant in today's business environment through three 45-minute sections: Quantitative Reasoning, Verbal Reasoning, and Data Insights.

The test is administered by the Graduate Management Admission Council (GMAC). Learn more about the GMAT Focus Edition at mba.com/gmatfocus.



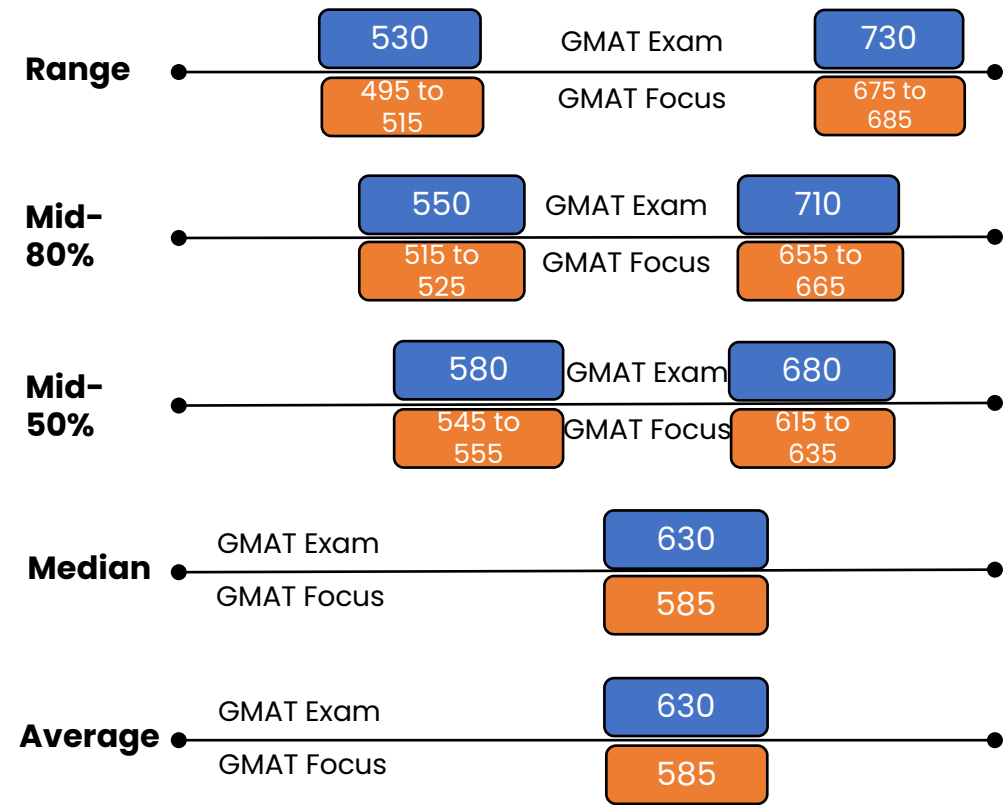
Scoring Guidance

To help candidates understand how their scores compare...

- Update your Class Profile(s) to include GMAT Exam and comparable GMAT Focus scores.
- Visit mba.com/scores to learn more.

Examples:

	GMAT Exam	GMAT Focus
Total Range	530 to 730	495 to 685
Mid-80% Range	550 to 710	515 to 665
Mid-50% Range	580 to 680	545 to 635
Median Total	630	585
Average Total	630	585



Lean on GMAC for support

Multiple learning opportunities:

- School meetings
- GMAC Gatherings
- Webinars
- *Inside the GMAT* Podcast Series
- ...and, we're happy to join your candidate webinars to help them understand and prepare for the exam

Note:

GradSelect (formerly GMASS) allows you to find candidates that have taken any version of the GMAT exam.

School resource toolkit including:

- Videos on exam updates and scoring
- Informational and promotional flyers
- Score Concordance
- Score Report File Layouts



**To learn more, contact your regional representative.
Don't know who it is, visit your [gmac.com](https://www.gmac.com) Profile page.**



“This is an important evolution of the test. In terms of the relevance and usefulness of the test, this is definitely a positive step that will be beneficial both to business schools and to candidates.”

-Bruce DelMonico, Assistant Dean, Yale

**Thank you and Please Take a Moment
to Complete the Survey!**

Learn More:

